

Almadar US Index Fund

Almadar Finance & Investment
P.O.Box 1376 Safat, 13014 Kuwait
www.almadar-fi.com

Fund Manager

Almadar Finance & Investment

Benchmarking Index

Almadar US Index

Administrator / Custodian

Gulf Clearing Company BSC

Placement Agent

Almadar Finance & Investment

Bahraini Representative

Gulf Clearing Company BSC

Lawyer

Al Mahmood & Zubi, Bahrain

Minimum Investment

US \$10,000

Upfront Fees

Up to 1%

Redemption Fees

USD 150 per transaction

Management Fees

0.60% for initial USD 25 million

Redemption/Subscription

Biweekly (Tuesday)

Contact Details

Mudaser Qidwai
Mudaser@almadar-fi.com

Omar AlHamad
O.Alhamad@almadar-fi.com

Ahmad Al-Bahar
ahmad@almadar-fi.com

Phone +965-2232-4200
Fax +965 2232-4201

Investment Objective

To invest in the Sharia Compliant Almadar US Index. The Almadar US Index is an intelligent index of diversified large-cap US equities.

To allow investors to take a Sharia compliant exposure in US equities through a fund managed by an Islamic Investment Bank, under strict Sharia supervision & compliance.

Fund Characteristics

Fund Size \$15,275,147

NAV per share \$1.773

Fund Inception March '04

Bloomberg Ticker ALMUSID

Reuters Identifier Code LP5038253

Value	Core	Growth	
			Large
			Mid
			Small

The Funds investment style is based on the Funds overall long-term targeted capitalization and valuation range.

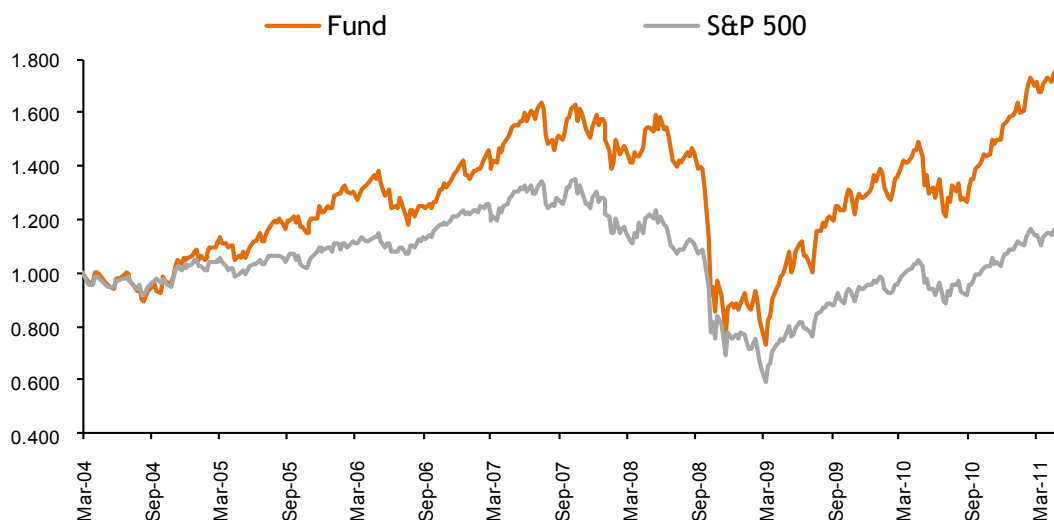
Top 10 Sectors

Sector	%
Retail	10.76%
Oil & Gas	10.72%
Pharmaceuticals	5.33%
Electric	4.08%
Software	4.08%
Internet	4.03%
Semiconductors	4.02%
Telecommunications	3.89%
Healthcare-Products	3.64%
Biotechnology	3.40%

Performance Summary

	Fund	S&P 500
YTD Return	11.53%	9.05%
Total return since inception	77.28%	37.60%
Annualized return since inception	8.32%	4.55%

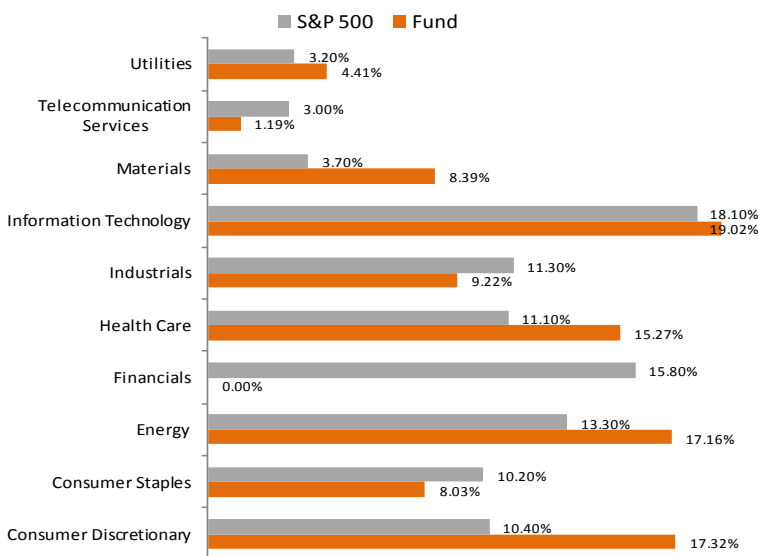
Comparison Graph



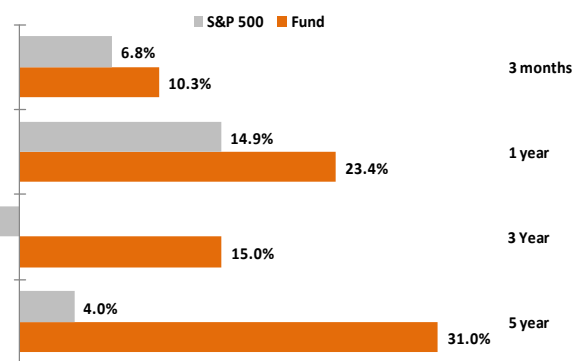
Monthly Performance*

		Jan	Feb	Mar	April	May	June	July	Aug	Sept	Oct	Nov	Dec	Total
2005	Fund	-1.53%	4.19%	-0.65%	-4.70%	3.78%	2.30%	6.76%	-0.02%	1.63%	-2.45%	3.71%	1.09%	14.41%
	S&P 500	-2.53%	1.89%	-1.91%	-2.01%	2.80%	0.17%	3.60%	-1.12%	0.69%	-1.77%	3.52%	-0.10%	3.00%
2006	Fund	6.98%	-3.14%	3.07%	1.97%	-4.37%	-1.15%	-3.55%	1.47%	1.32%	5.07%	3.05%	-0.60%	9.86%
	S&P 500	2.55%	0.05%	1.11%	1.22%	-2.32%	-0.78%	0.66%	1.29%	3.15%	3.11%	1.71%	1.24%	13.62%
2007	Fund	1.66%	2.03%	2.72%	6.22%	1.63%	0.33%	-3.66%	-0.10%	4.25%	2.10%	-4.03%	0.83%	14.39%
	S&P 500	0.27%	-1.08%	1.00%	5.15%	1.45%	-0.82%	-2.95%	1.03%	3.58%	0.56%	-3.53%	-0.86%	3.53%
2008	Fund	-9.62%	3.29%	-1.70%	7.58%	2.75%	-7.23%	-3.66%	2.59%	-9.32%	-26.40%	-10.16%	2.00%	-43.12%
	S&P 500	-9.38%	0.00%	-1.16%	6.28%	0.18%	-8.71%	-1.61%	1.99%	-5.44%	-20.14%	-7.48%	0.78%	-38.49%
2009	Fund	-2.77%	-8.50%	14.09%	10.40%	8.21%	-1.43%	8.91%	4.65%	2.36%	-1.24%	4.77%	4.90%	51.37%
	S&P 500	-8.57%	-10.99%	11.00%	6.16%	6.11%	-0.03%	7.46%	4.20%	1.50%	-0.78%	5.34%	2.16%	23.45%
2010	Fund	-4.80%	6.24%	4.11%	1.44%	-8.21%	-6.73%	6.11%	-2.88%	10.77%	3.03%	3.81%	5.87%	18.20%
	S&P 500	-3.70%	2.85%	5.62%	1.72%	-8.20%	-5.39%	6.88%	-3.36%	7.67%	3.23%	0.52%	5.74%	12.78%
2011	Fund	1.10%	5.85%	1.85%	2.33%									11.53%
	S&P 500	1.49%	3.41%	0.95%	2.34%									8.43%
TOTAL FUND RETURN SINCE INCEPTION														77.28%
TOTAL S&P 500 INDEX RETURN SINCE FUND INCEPTION														17.96%

Industry Allocation



Return Comparison*



Performance Analysis

	Fund	S&P 500
Sharpe Ratio (3 years)	0.34	0.17
Alpha (3 years)	0.30	0.00

Fund Rating & Awards

Lipper	5 Year		Overall
	5 Year	Overall	
Total Return	5/5	5/5	5/5
Consistent Return	5/5	5/5	5/5
Preservation	5/5	5/5	5/5

As of March 2011

2010 WINNER: Best U.S. Equity Fund One-Year, AI Madar U.S. Index

2010 WINNER: Best U.S. Equity Fund Five-Year, AI Madar U.S. Index

2009 WINNER: Best U.S. Equity Fund Five-Year, AI Madar U.S. Index

2009 WINNER: Best U.S. Equity Fund Three-Year, AI Madar U.S. Index

2009 WINNER: Best U.S. Equity Fund One-Year, AI Madar U.S. Index

2007 WINNER: Best U.S. Equity Fund Three-Year, AI Madar U.S. Index

2007 WINNER: Best U.S. Equity Fund One-Year, AI Madar U.S. Index

2005 WINNER: Best U.S. Equity Fund One-Year, AI Madar U.S. Index

GULF 2010: Best North American Fund - 5 Years

GULF 2008: Best North American Fund - 1 Year

*S&P 500 returns are price appreciation returns (gross of dividends)